



Patterns

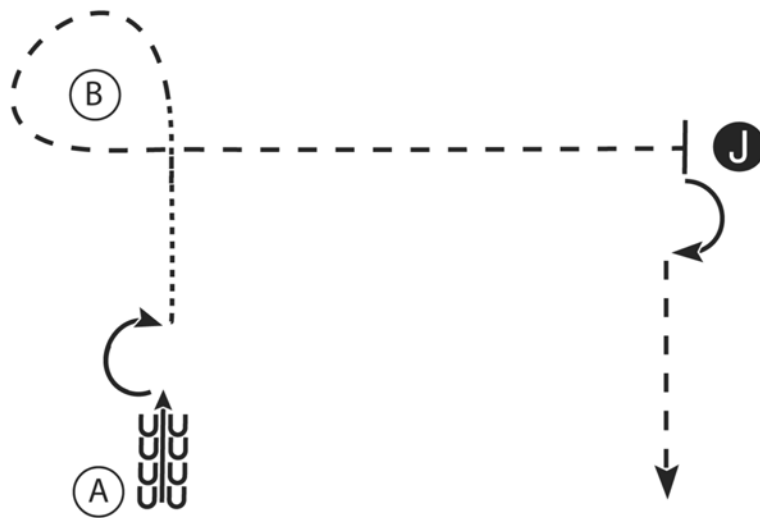
Gypsy Live! Fall Show Tunica, MS

Amateur & Amateur Owner Showmanship

Show Date: 09-29-2023

www.HorseShowPatterns.com

www.HorseShowPatterns.com



1. At A back 4 steps
2. Perform a 180 degree turn
3. Walk to B
4. At B trot around B and to the judge, set up for inspection
5. When dismissed perform a 90 degree turn and trot straight away from the judge

Walk - - - - -

Trot - - - - -

Back ← 3333
3333

Marker (B)

Judge (J)

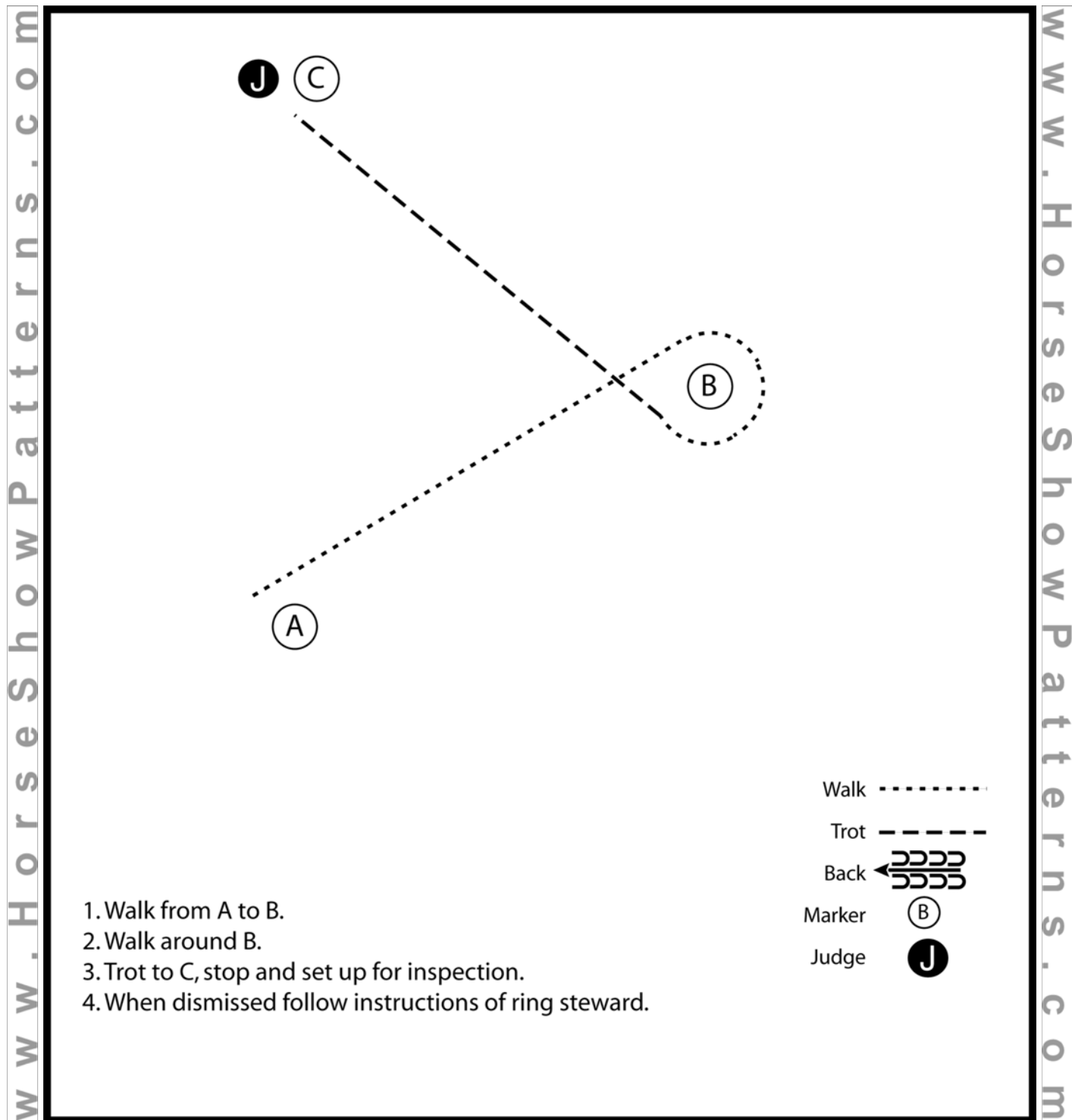
[S/2-1]

Pattern Provided by:

Gypsy Live! Fall Show Tunica, MS

Youth Showmanship

Show Date: 09-29-2023



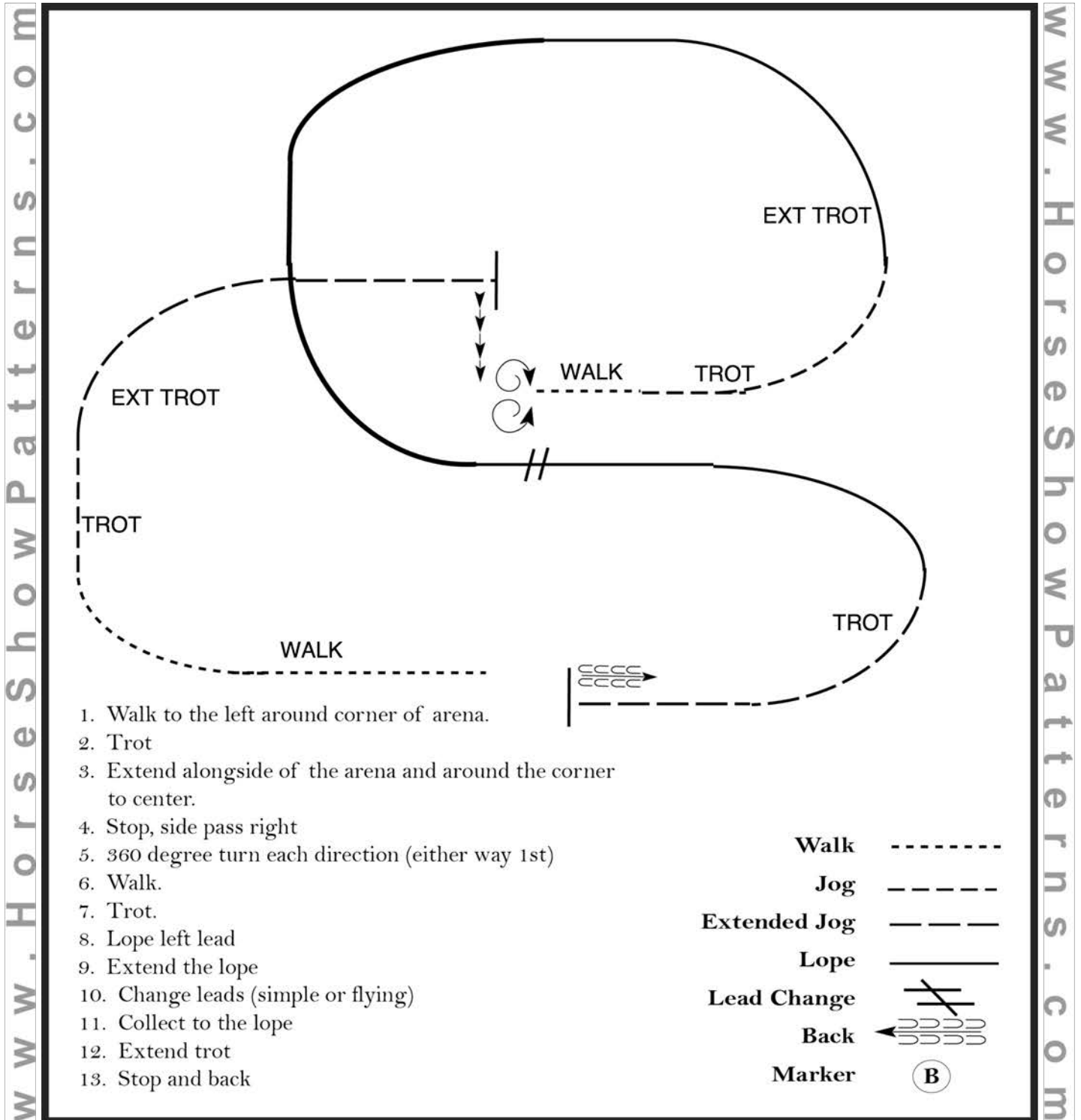
[S/1-5]

Pattern Provided by:

Gypsy Live! Fall Show Tunica, MS

Ranch Riding WT

Show Date: 09-30-2023



[RR/3]

Pattern Provided by:

Gypsy Live! Fall Show Tunica, MS

Ranch Riding WTC

Show Date: 09-30-2023

www.HorseShowPatterns.com

www.HorseShowPatterns.com

1. Walk to the left around corner of arena.
2. Trot
3. Extend alongside of the arena and around the corner to center.
4. Stop, side pass right
5. 360 degree turn each direction (either way 1st)
6. Walk.
7. Trot.
8. Lope left lead
9. Extend the lope
10. Change leads (simple or flying)
11. Collect to the lope
12. Extend trot
13. Stop and back

Walk	-----
Jog	- - - - -
Extended Jog	_ _ _ _ _
Lope	
Lead Change	//
Back	←
Marker	(B)

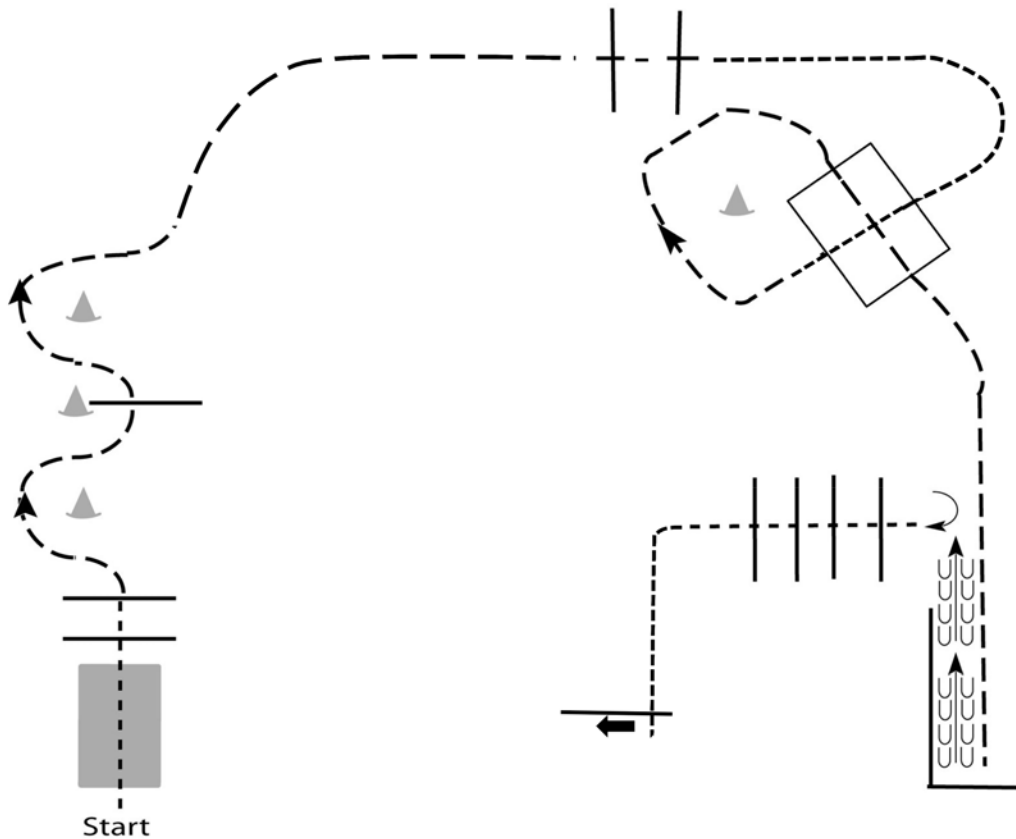
[RR/3]

Pattern Provided by:

Gypsy Live Tunica, MS

ALL Trail WT/WJ & In Hand

Show Date: 10-01-2023



Be ready at start.

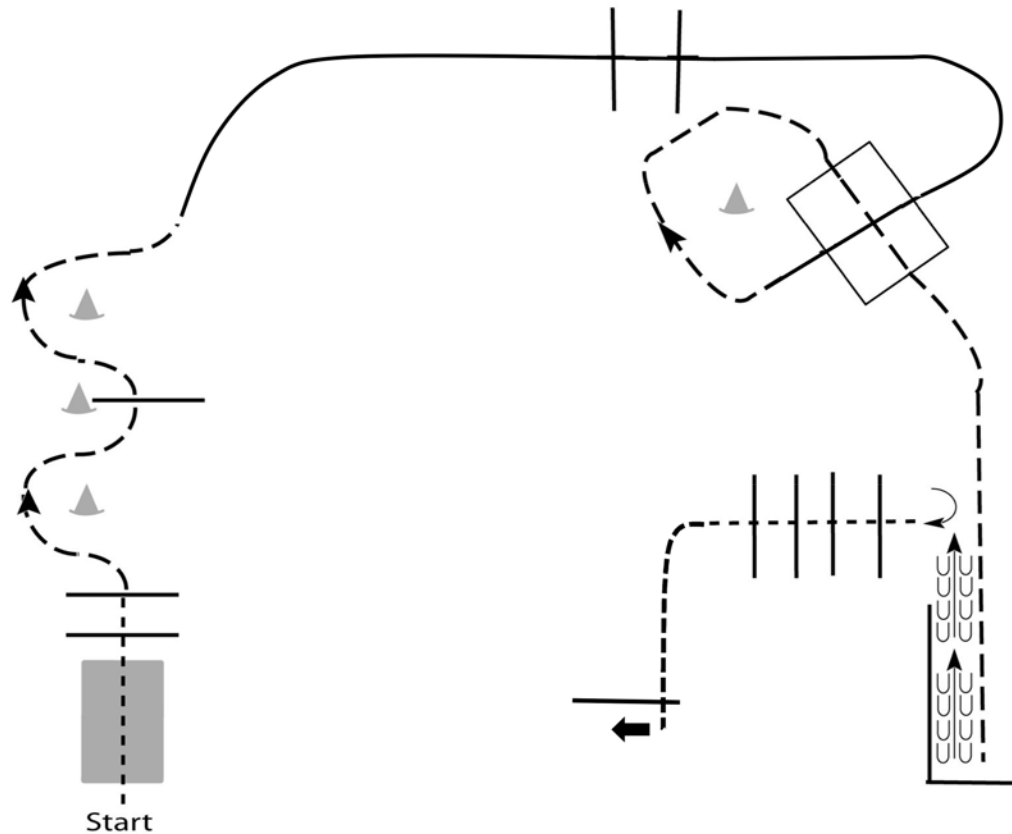
1. Walk over bridge and over poles.
2. Jog through serpentine and over pole.
3. Continue jogging around, crossing two poles
4. Walk, enter box at walk. Break to jog, jog through box into chute.
5. Back out of chute.
6. Turn 90 degrees and walk over elevated poles.
7. Walk to single pole, sidepass right over pole. Exit pattern.

Walk - - - - -
Jog - - - - -

Gypsy Live Tunica, MS

ALL Trail WJL/WTC

Show Date: 10-01-2023



Be ready at start.

1. Walk over bridge and over poles.
2. Jog through serpentine and over pole.
3. Lope right lead crossing two poles and through box
4. Break to jog and circle back through box
5. Jog into chute and back out
6. Turn 90 degrees and walk over elevated poles.
7. Walk to single pole, sidepass right over pole. Exit pattern

Walk	-----
Jog	- - - - -
Extended Jog	— — — —
Lope	—————

[T/1-6] Pattern Provided by: